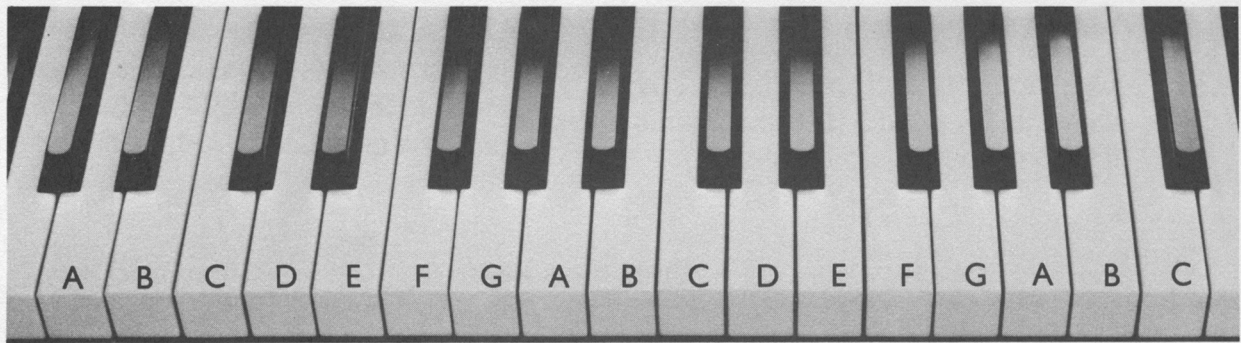


# THE PIANO KEYBOARD

2



There are only seven letter names used in music: A B C D E F G.


These seven letter names repeat over and over again on the keyboard.

The black keys are arranged in groups of twos and threes.

## HOW TO LEARN THE WHITE KEYS: C, D & E

Use the black keys to locate the white keys.

For example, 'D' lies between two black keys.




To the left of D lies C.  
To the right of D lies E:



## HOW TO LEARN THE WHITE KEYS: F, G, A & B

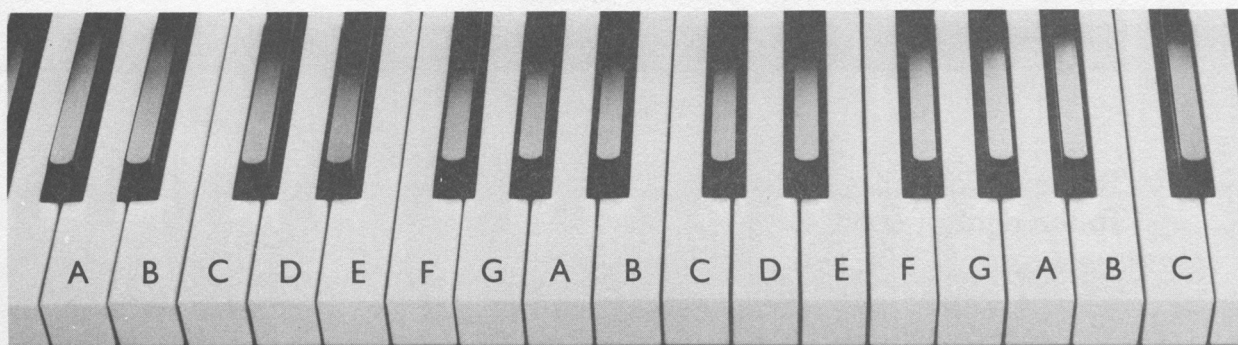
Use the groups of three black keys to locate F, G, A and B (the remaining four letters of the musical alphabet):



Find all the F's, G's, A's and B's on your piano.  
Play each note in turn and name it.

## HOW TO LEARN THE WHITE KEYS: C to B

Play every 'set' of white notes, beginning with C and ending on B. Play in all positions on the piano. Do this several times, naming the notes as you play them.



You now know all the white notes and their names.